


Our Walk in the Woods



written by CHARITY NEBBE illustrations by JEFFREY EBBELER

Activity Guide



created by EMILY DELONG

CONTENTS

<i>Our Walk in the Woods</i> Word Search	1
Interviewing Kirby	2-3
Puppy Pancakes	4
Fill in the Blanks.....	5
Springtime Syllables.....	6
Vocabulary Builders	7
Graphing Game.....	8-9
A Puppy Park.....	10
Answer Key	11

Our Walk in the Woods

Word Search



NAME _____

Find the words below in this word search.

ABBY

RIVER

ANIMALS

SANDBAR

FLOWERS

SATURDAY

KIRBY

SPRINGTIME

PARKS

SWIMMING

E X V K Q H E P Q J Y O H S Y
F D R W Z V M B Q A W Y A A X
R N Q S Y Y I A X T B N D N O
F N P J G G T W F B D R P I S
J I U Y M S G R A B U F A M H
S W I M M I N G A T R T A A D
W S O F O O I R A U V E A L M
D K N Z R S R S V N C O V S F
R R C Q U Q P F D T A U P I W
O A M V W W S C L S D J U G R
W P L A J F J N F O Z P N I K
Y B R I K G F O E X W L Q Y Q
O R S D X F S N Y C O E T B G
M Y T W A K K U R J D E R D N
H G P E J S F P L V D I J S I

Interviewing Kirby



NAME _____

In the story *Our Walk in the Woods*, the author writes from the perspective of both Abby, the girl, and Kirby, the dog. When one writes from another's perspective, they write as if they are pretending to be another person. In this activity, you are to write from the perspective of Kirby as if you are interviewing him. Remember, you are answering the questions as if you are Kirby!

1. What is your full name?

2. Who is your owner?

3. What is your favorite thing to do?

4. When you go to the park with your owner, what do you like to do?

5. What would your perfect day be?

Interviewing Kirby continued



6. Do you have any doggie treats that you really enjoy? What are they?

7. Do you have any enemies, like cats or squirrels or other dogs? If so, why are they enemies?

8. Do you have any special talents or qualities?

Puppy Pancakes



Since this recipe requires the use of an electric griddle, make sure a grown-up helps while you are making these puppy pancakes.

INGREDIENTS

1 cup all-purpose flour	1 cup buttermilk
1 teaspoon sugar	1 tablespoon melted butter
$\frac{3}{4}$ teaspoon baking powder	1 tablespoon chocolate syrup
$\frac{1}{2}$ teaspoon salt	2 drops strawberry syrup
1 egg	8 chocolate chips

DIRECTIONS

1. In a bowl, combine the flour, baking powder, sugar, and salt.
2. In another bowl, beat the egg, buttermilk, and softened butter.
3. Stir the egg mixture into the dry ingredients.
4. Place $\frac{2}{3}$ of the batter into a small bowl and stir in the chocolate syrup.
5. Place 1 teaspoon of batter into another bowl and stir in strawberry syrup.
6. For puppy ears, use the chocolate batter to make oval-shaped mini pancakes on a hot griddle.
7. For muzzle and eyes, use the chocolate batter and make 4 mini circular pancakes. Make the 2 eye pancakes smaller than the muzzle.
8. For the tongue, make an oval-shaped pancake using the strawberry batter.
9. For the puppy head, use the remaining regular batter to make normal-sized pancakes.
10. To assemble, arrange ears, eyes, muzzle, and tongue on top of the plain pancake. Top eyes with chocolate chips.

Yield: 4 puppy pancakes.

Fill in the Blanks



NAME _____

Fill in the blanks with words from the story.

1. w _ _ o _ _ s
2. p u _ _ _ y
3. m _ _ _ n _ _ n g
4. _ _ a _ _ u r _ _ a _ _
5. _ _ _ l k
6. c _ _ r _ _ a _ _
7. e x _ _ _ _ _ e
8. s _ _ r _ _ n _ _ t _ _ m _ _
9. _ _ _ a v e _ _
10. a _ _ i m _ _ l _ _

Springtime Syllables



NAME _____

Match the syllable from column A to the syllable from column B that will complete the word.

A	B
flow	ers
Kir	som
for	bar
ear	ers
riv	by
sand	ming
drift	ly
swim	est
Ab	wood
blos	by

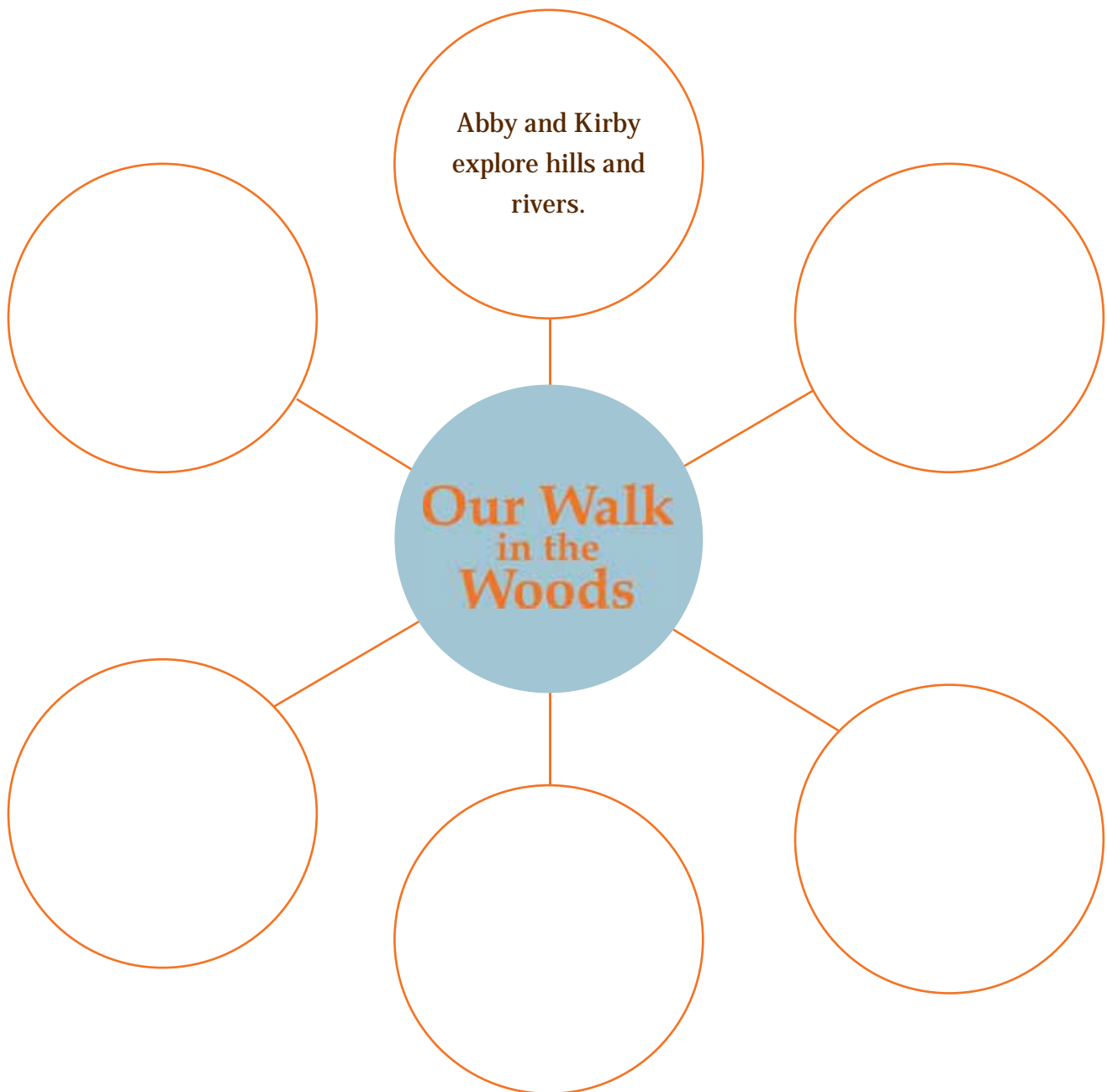
Now write the complete words.

Vocabulary Builders



NAME _____

As you read the story, fill in the bubbles with the things that Abby and Kirby do as they take their walk through the woods.



Graphing Game



NAME _____

Ask your closest friends what their favorite activity is to do at a park. Then, graph the information below and answer the questions. Fill in one bar on the graph for each person selecting that activity as his or her favorite. You may use different colors for the different activities.

Favorite Activities at a Park



Graphing Game continued



1. How many total people are included?

2. Which was the most popular activity at the park?

3. How many people liked that activity?

4. What was the least favorite activity?

5. How many people liked that activity?

A Puppy Park



NAME _____


Below, create the ideal park from a dog's perspective. In order to do this, you will need to think of the things in a park that a dog loves, such as trees, mud, and other animals. Think back to all of the things that Kirby liked about the park. Be sure to put the things you draw in your park in the key so anyone who looks at your park understands what is there. Also, make a name for your park and don't forget to draw the puppy that will be playing there!

(NAME OF THE PARK)

A large, empty rectangular box with an orange border, intended for drawing the ideal park. A smaller, empty rectangular box with an orange border is attached to the bottom right corner of the main box. The word "KEY" is printed in black capital letters inside the smaller box.

KEY

Answer Key



FILL IN THE BLANKS

1. woods
2. puppy
3. morning
4. Saturday
5. walk
6. cereal
7. explore
8. springtime
9. leaves
10. animals

SPRINGTIME SYLLABLES

- Flowers
- Kirby
- Forest
- Early
- Rivers
- Sandbar
- Driftwood
- Swimming
- Abby
- Blossom