




The Bump on Santa's Noggin

written by Jeffery Schatzer

Teacher and Parent Guide



created by Jeffery and Deborah Schatzer

CONTENTS

Reading <i>The Bump on Santa's Noggin</i>	2-3
Comprehension Quiz	4-5
Fun with Words—Mostly Fun	6
Fun with Words—Words That Make Sounds	7
Drawing Sounds	8
Searching Milo's Desk	9
Writing a Safety Story	10-11
Milo Math	12-13
Milo's Messy Maze	14
Safety Search	15
Safety Fill-in the Blanks	16
Answer Keys	17-18

To download the guide visit www.MittenPress.com



Reading *The Bump on Santa's Noggin*

The Bump on Santa's Noggin is written and designed to touch on important facets of reading and reading comprehension.

Ideas and Themes in the Text

PRIMARY THEME—The link between safety and tidiness

The Bump on Santa's Noggin is essentially a story that connects safety to tidiness. Milo McMostly leaves a toy on the floor at school that causes Santa to have a slip-and-fall accident. The fall gives him a bump on the noggin and causes him to forget who he is. Santa then goes to sources of safety and security to determine his identity. In the end, a teacher helps him to reconstruct the clues he is given in order to help him remember.

SECONDARY THEME—People who can help in times of trouble

When Santa develops amnesia, he talks to people who can help in times of trouble. Police officers, firefighters, doctors, and nurses are often referred to as “first responders,” individuals who are typically first to help in times of trouble. Another important “first responder” is the teacher. In this story, the critical role of the teacher is reinforced.

IDEAS—Who we are versus what we do

When Santa talks to the police officer, the firefighter, and the doctor, all of them say they know WHO he is. However, in the story, they tell him what he does. “Children love to see you each year. You fly through the sky. You are the one who leave surprises for children at night.”

In modern times, people are often known more by what they DO than WHO they are.

IDEAS—How teachers help to solve problems

The teacher in *The Bump on Santa's Noggin* does not tell Santa who he is or what he does. Instead, the teacher asks him a simple question, “What do you know about yourself?” We learn by building on what we know. Assembling all the clues to a puzzle is a helpful way of finding the solution. It is also an important step in the learning process.



Reading *The Bump on Santa's Noggin* (continued)

Reading Comprehension Components

INFERENCES—*The Bump on Santa's Noggin* is set up to allow young readers to draw inferences in the form of predictions and conclusions. When Santa is told something that he does (by the police officer, firefighter, and doctor), the page spread concludes with “I must be . . .” This concluding thought gives the reader an opportunity to consider the clue and make a prediction about what the character is thinking.

SYNTHESIS—Reading comprehension is enhanced when readers synthesize what they have learned. A synthesis of learning is a component of *The Bump on Santa's Noggin*. When the teacher asks Santa what he knows about himself, Santa recounts what he has learned.

VISUAL AND SENSORY IMAGES—The photographs and illustrations in *The Bump on Santa's Noggin* enhance and build on the story. Many of the visual elements of this story have hidden components that only the careful reader will find. Why does Milo's fish look scared? Are the reindeer looking for Santa? Can you find a dog with a glowing nose?



Comprehension Quiz

NAME _____

Take this little test after you have read *The Bump on Santa's Noggin*.

1. Milo McMostly was . . .
 - a. very good
 - b. never good
 - c. mostly good

2. Santa likes to visit schools to . . .
 - a. play basketball in the gym
 - b. read papers and look at artwork
 - c. study for big tests

3. Santa slipped on . . .
 - a. a pencil that Milo left behind
 - b. a ball that Milo left on the floor
 - c. a toy that Milo left behind

4. When Santa fell he . . .
 - a. bumped his noggin
 - b. sprained his ankle
 - c. broke his arm

5. When the police officer told him that children loved to see him each year, he thought . . .
 - a. he worked at the zoo
 - b. he was on television
 - c. he was in the circus

6. When the firefighter told him that he flew through the sky, he thought . . .
 - a. he was a superhero
 - b. he worked as an airplane pilot
 - c. he flew balloons through the sky

Comprehension Quiz (continued)



7. When the doctor told him that he leaves surprises for children at night, he thought he was . . .
 - a. Santa Claus
 - b. the Tooth Fairy
 - c. the Easter Bunny

8. What one thing did the teacher point out?
 - a. his funny laugh
 - b. his long white beard
 - c. his big, black boots

9. When he remembered who he was, Santa
 - a. shouted and jumped for joy
 - b. ate a cheeseburger
 - c. gave the teacher a present

10. That Christmas when Santa wrote Milo McMostly a note, he reminded him how important it was to . . .
 - a. pick up all of his things rather than just most of his things
 - b. take care of his toys
 - c. wash his hands before eating



Fun with Words—Mostly Fun

NAME _____


Milo Mc**Mostly** was **mostly** good. He ate **most** vegetables without complaining. He went to bed on time **most** every night . . . *The Bump on Santa's Noggin* begins and ends by playing with the word **most**. Authors, especially children's authors, like to play with words. Here's your chance to play with words.

ASSIGNMENT

Write a paragraph that uses the word **most** or a form of the word **most** (such as mostly) a minimum of five times in no more than five sentences.

CHALLENGE

Write a paragraph that uses the word **hard** or a form of the word **hard** (such as hardly, harden, hardened, etc.) a minimum of five times in no more than five sentences.



Fun with Words— Words That Make Sounds

NAME _____

Words that make sounds are referred to as onomatopoeia. *The Bump on Santa's Noggin* contains several word sounds:

Zoop

Whoop

Whack

Boing

Many stories use onomatopoeia because these words add the element of sound.

ASSIGNMENT

Use your imagination to create your own word sounds that would describe:

A scared dog

An angry bear

A can rolling down the sidewalk

A tennis ball being hit by a racquet

A rock being dropped into a pool of water

An animal running through the woods at night

A soft rain falling on a tree



Drawing Sounds

NAME _____

The onomatopoetic words in *The Bump on Santa's Noggin* are drawn to look like the sounds they make. Try your hand at drawing some sounds.

ASSIGNMENT

Draw pictures of the following sounds:

An explosion

A bird waking up in the morning

Thunder

CHALLENGE

Write a short story about a car crashing into a tree and upsetting a bird. Use onomatopoeia in the story AND include drawings of what you think the sounds would look like.



Searching Milo's Desk

NAME _____

Milo's desk is mostly messy. Look at the photograph of Milo's desk and circle all the items you can find.

Frog

Race car

Banana peel

Top

Sidewalk chalk

Mouse

Blow pop

English textbook

Snake

Crayons

Foam football

Broken pencil



Writing a Safety Story

NAME _____

The Bump on Santa's Noggin is a story about safety. Try writing your own safety story that has a beginning, middle, and an end. Use this writing opportunity to learn something new about a safety topic and include something you learn in your story.

STORY IDEAS

You can use one of these story ideas or create an idea of your own:

- Working together to protect a new kid at school from a bully (without using violent measures)
- A school crossing guard saves a life and receives a medal for bravery
- A young student teaches mom and dad an important lesson about safety
- Helping a brother or sister in an emergency by remembering to call 911
- A school raises money to help buy a rescue dog for the police department
- A disaster strikes (tornado, hurricane, flood, or fire) and a student applies something learned in school to save lives or property



Writing a Safety Story (continued)

A BEGINNING, MIDDLE, AND END

Once you have your story idea, take a blank piece of paper and fold it so that it has three panels. On the first panel write the beginning of your story. Write the middle of your story on the second panel and the end on the third panel. Here is how *The Bump on Santa's Noggin* would look using the “three panel” idea.

BEGINNING	MIDDLE	END
Introduce Milo McMostly.	Santa goes to a police officer, a firefighter, and a doctor to get help.	When he goes back to the school where he bumped his noggin, a teacher helps him.
Milo leaves a toy on the floor at school.	These people tell him what he does but not who he is.	The teacher doesn't tell him who he is or what he does. The teacher helps him figure out the answer for himself.
Santa slips on the toy and gets a bump on his noggin.	Because he doesn't know who he is, he draws the wrong conclusions from their clues.	He remembers he is Santa and Christmas is saved.
Santa can't remember who he is.		Santa reminds Milo how important it is to pick up his things.



Milo Math

NAME _____

Milo McMostly's favorite subject in school is arithmetic. See if you can get a perfect score on Milo's math test.

1. Milo has 6 packages of pencils. Each package contains 8 pencils. How many total pencils does Milo have?
2. Each week Milo gets an allowance of \$5.00. He used \$2.75 for school lunch on Tuesday and \$1.35 for a treat on Thursday. How much does Milo have left on Friday?
3. Milo's sister, Millie, has 6 teddy bears, 5 stuffed lions, 8 stuffed pigs, and 3 stuffed cows. How many stuffed animals does Millie have?
4. One day Milo looked into his mother's cookie jar and saw that there were 12 cookies in the jar. Milo wants to split the cookies evenly between himself and his three friends. How many cookies will each person get?
5. Super dog has a total of 84 dog treats. If super dog gets one treat a day, how many weeks will super dog's treats last?
6. Milo and Millie McMostly grow melons in their garden. Each plant has three melons. In total, they have 11 melon plants. How many melons can Milo and Millie expect to have?
7. There are 12 kids on Milo's basketball team. Milo asked his mother to make three treats for each person. How many total treats should Milo's mom make?
8. Milo has 6 baseballs, 3 softballs, 4 footballs, and 2 basketballs. How many balls does Milo have?



Milo Math (continued)

MILO'S CHALLENGES


9. Milo has 3 papers to write for school. Each paper takes 25 minutes to complete. It is 6:00 p.m. What time will Milo finish?
10. Millie has 4 pieces of ribbon. One piece is a foot long. Two pieces are 5 inches long. The fourth piece is 8 inches long. How many total inches of ribbon does Millie have?



Milo's Messy Maze

NAME _____

Milo McMostly's bedroom is mostly messy. It is so messy that he has to pick his way through the maze of mess in order to find his baseball glove. Help Milo find his way through the mess maze.





Safety Search

NAME _____

e m e r g e n c y x c t n r o s e m
 m e n l n u o r e m v e s a f e t y
 o c a c c i d e n t s m n k j n c l
 h a m n h x b p a z t l o o k i l d
 w s e t a k s w m a o e i y h c s o
 r d c g o l m v e p p h t k n i e l
 u e i o t s x b r b v s u n e d s i
 n b l t r a f f i c o c l e r e w s
 n l o m d w d p f l i a o e y m i t
 i r p l a y g r o u n d s p d h m e
 n e o c n q j a w s j q c a o f m n
 g t i s g l y c r e u c h d c j i m
 i o s e e i p t o v r t o s t d n t
 j o o l r e w i h o y p o r o r g r
 p c n u c l t c m t b a l a r m e u
 l s t r a n g e r s n e p c y o k h
 a m b u l a n c e s e a t b e l t s
 n a v b i c y c l e s r e h c a e t

- | | | | |
|-----------|-----------|-------------|-----------|
| accident | helmet | practice | seatbelts |
| alarm | home | playgrounds | skates |
| ambulance | hurt | poison | solutions |
| bicycles | injury | policeman | stop |
| car | kneepads | rules | stoves |
| danger | listen | running | strangers |
| doctor | look | safety | swimming |
| emergency | medicines | school | teacher |
| fireman | plan | scooter | traffic |



Safety Fill-in the Blanks

NAME _____

1. An _____ is when something goes wrong or something gets _____.
2. In the kitchen the _____ can get hot. I must not touch it.
3. I stay away from sharp _____ and always ask adults to do any cutting.
4. Solutions are liquids or mixtures. Pills or cleaning _____ can be _____ and will make me sick. I never eat or drink anything without asking an adult if it is OK.
5. Leaving my toys and clothes on the floor can be _____ because someone might slip and fall.
6. I wear a _____ and _____ when skating or riding my bike. I never play in the street and always cross the street only at a _____.
7. I always buckle my _____ when riding in the car.
8. It is important that I look both ways and _____ signs before crossing the street.
9. People who are _____ can crash into each other and can cause an injury.
10. Spilled food and water can make the floor _____.
11. Following the _____ at school and on the playground helps me to stay safe.
12. An adult I do not know is called a _____. I must never go anywhere with them.
13. I never swim alone. I make sure that a _____ or another adult is watching.
14. When boating, I always wear a _____.
15. I must never, ever play with _____ as they can cause a fire.
16. In an emergency I can dial _____ to get help. An _____ is an unexpected event that can be dangerous and might hurt me.
17. When I go on a field trip I stay with the group or a _____ so I won't get hurt or lost.
18. Teachers, doctors, firefighters, and policemen are _____ in times of trouble. They care about my safety.

- | | | | |
|-----------|-----------|------------|-----------|
| 911 | emergency | lifejacket | seatbelt |
| accident | helmet | matches | slippery |
| broken | helpers | obey | solutions |
| buddy | injury | poisonous | stove |
| crosswalk | kneepads | rules | stranger |
| dangerous | knives | running | traffic |
| | lifeguard | | |



Answer Keys (continued)

Comprehension Quiz

1. An **accident** is when something goes wrong or something gets **broken**.
2. In the kitchen the **stove** can get hot. I must not touch it.
3. I stay away from sharp **knives** and always ask adults to do any cutting.
4. Solutions are liquids or mixtures. Pills or cleaning **solutions** can be **poisonous** and will make me sick. I never eat or drink anything without asking an adult if it is OK.
5. Leaving my toys and clothes on the floor can be **dangerous** because someone might slip and fall.
6. I wear a **helmet** and **kneepads** when skating or riding my bike. I never play in the street and always cross the street only at **crosswalk**.
7. I always buckle my **seatbelt** when riding in the car.
8. It is important that I look both ways and **obey traffic** signs before crossing the street.
9. People who are **running** can crash into each other and can cause an injury.
10. Spilled food and water can make the floor **slippery**.
11. Following the **rules** at school and on the playground helps me to stay safe.
12. An adult I do not know is called a **stranger**. I must never go anywhere with them.
13. I never swim alone. I make sure that a **lifeguard** or another adult is watching.
14. When boating, I always wear a **lifejacket**.
15. I must never, ever play with **matches** as they can cause a fire.
16. In an emergency I can dial **911** to get help. An **emergency** is an unexpected event that can be dangerous and might hurt me.
17. When I go on a field trip I stay with the group or a **buddy** so I won't get hurt or lost.
18. Teachers, doctors, firefighters and policemen are **helpers** in times of trouble. They care about my